

ePACT2 user guide

Using the Time Period measures



Interactive Contents

Use this interactive contents list to jump straight to the content you want to see. Just click the titles below to go directly to that section:

Contents

Using the Time Period measures

Getting more help

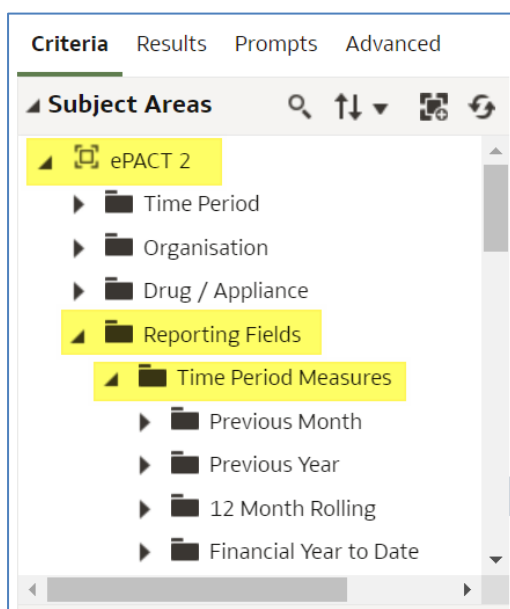
Using the Time Period measures

To enable users to compare values over time the NHSBSA have produced 'Time Period Measure' columns.

By including a Time Period Measure column into your analysis you will be able to compare the time period in your analysis with either the corresponding time period in the previous year, the previous month, a twelve month rolling figure to the time period in your analysis or the figure for the financial year to date.

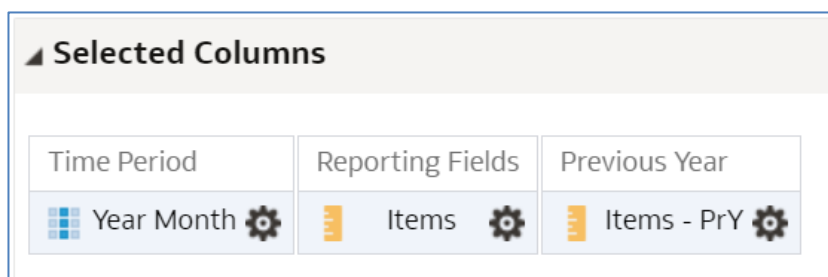
Within the Subject Areas panel of the Analysis Criteria, the 'Time Period Measure' folder can be found in the following location:

ePACT2 > 'Reporting Fields' > 'Time Period Measures'.



In the following example we will compare items for an ICB in August 2022 compared to Items for August 2021.

1. Open a blank analysis.
2. Include the following columns:



3. Include the following filters:





Filters

Year Month is equal to / is in 202208

AND HS Commissioner / Provider plus Code is equal to / is in NHS NORTH EAST AND NORTH CUMBRIA ICB - 13T (13T00) - 13T00

4. Select 'Results'.

Criteria
Results
Prompts
Advanced

Subject Areas





5. Your results will look like this:

- 'Year Month' shows August 2022
- 'Items' shows the number of items for the ICB in August 2022
- 'Items –PrY' shows the Items for August 2021.

Year Month	Items	Items - PrY
202208	1,128,108	1,070,772

Getting more help



Additional training material and user guides

The ePACT2 training team has developed several how to guides to help you get the best out of ePACT2. These can be found on our [ePACT2 user guides page](#)

Webinar sessions

We offer a free webinar training service to all our users and you can book as many sessions as you need.

Our webinar sessions are booked as 1hour slots and we offer a number of different sessions covering a range of topics.

We also offer bespoke sessions which are delivered just to you or your invited colleagues. You can let us know if you have any specific topics or reports you'd like to cover or if you would prefer an introductory tour of the system.

Our experienced trainers deliver these sessions using MS Teams and you can take part wherever you are as long as you can get online.

You can find our more and book your webinar by going to our [ePACT2 training page](#)